
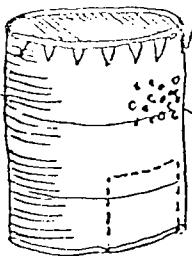


# Hobo Stove

## Tin can COOKERY




- ✓ Minimal fuel - Meal preparation easy
- ✓ Any size cans approved for storage can be used - avoid restricted cans



Use beverage can opener to make at least 5 air holes

Use a nail to punch 20 to 30 holes which will be used for toasting


### II



Bottom of can

Make two 2" cuts from top of can and bend strip up. This will hold your taste

### Eggs + Bacon + Toast



- ✓ Start fire
- ✓ Place bacon on Can - brown one side then turn
- When 1/2 Done break eggs on <sup>Top</sup> of bacon + fry

### Fuel Suggestions

1. News paper  
1/2 sheet torn in 4 strips and crumbled
2. Twigs or tinder
3. Tuna fish can fire starter